

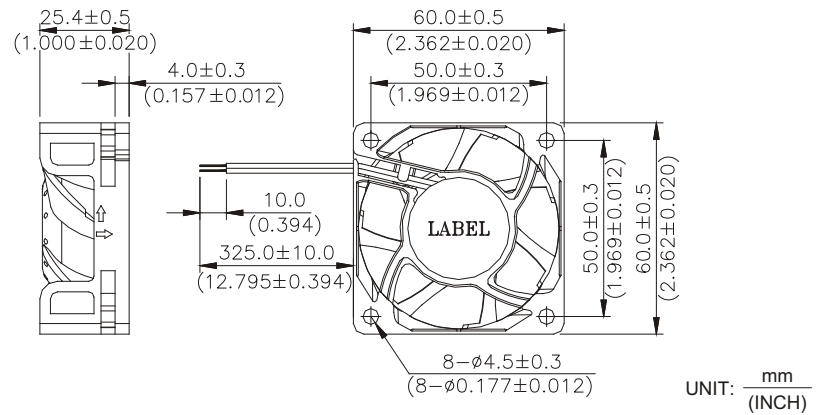
New



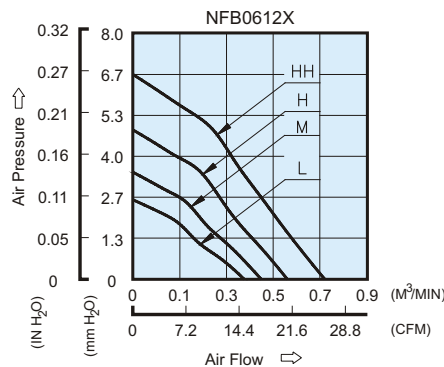
- * Bearing Type
Ball Bearings
- * Material
Impeller & Frame : Plastic (UL 94V-0)
- * Lead Wires :
UL 1007 AWG #24 OR Equivalent
Red Wire Positive (+)
Black Wire Negative (-)
- * Weight : 67g (2.36 oz)

NFB 60 x 60 x 25.4 MM SERIES

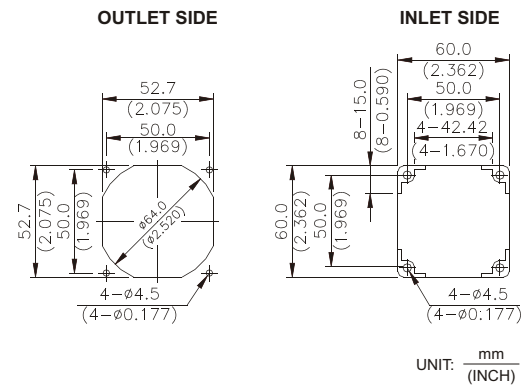
DIMENSIONS DRAWING



P & Q CURVE (AT RATED VOLTAGE)



MOUNTING PANEL CUTOUT



MODEL		Rated Voltage	Operating Voltage Range	Rated Current	Rated Input Power	Speed	Maximum Air Flow		Maximum Air Pressure		Noise
PART NO.	FUNCTION	VDC	VDC	Amp	Watt	R.P.M.	m ³ /min	CFM	mmH ₂ O	IN H ₂ O	dB-A
NFB0612L	-R00 / -F00	12	4.0 to 13.8	0.07	0.84	3100	0.427	15.08	2.58	0.101	26.4
NFB0612M	-R00 / -F00	12	4.0 to 13.8	0.09	1.08	3600	0.493	17.41	3.48	0.137	31.3
NFB0612H	-R00 / -F00	12	4.0 to 13.8	0.13	1.56	4250	0.594	20.98	4.89	0.192	35.1
NFB0612HH	-R00 / -F00	12	4.0 to 13.8	0.18	2.16	5000	0.705	24.90	6.66	0.262	40.7

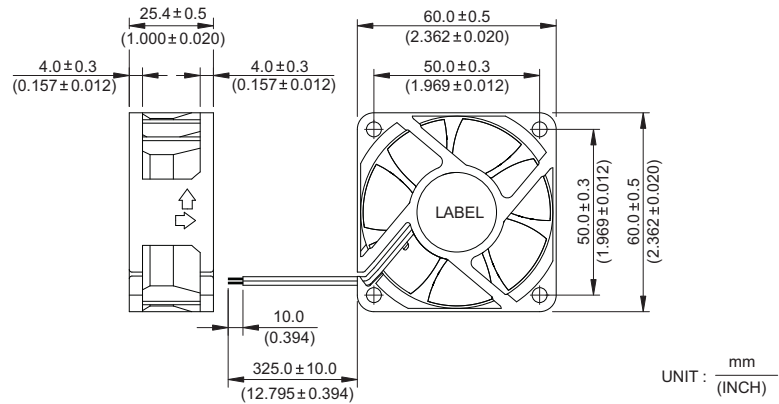
- * Function type is optional.
- * The max. air flow and the speed are measured in free air ; max. air pressure is measured at zero air flow.
- * Noise is measured in anechoic chamber in free air, one meter from intake side.
- * All readings are typical values at rated voltage.
- * Specifications are subject to change without notice.

New



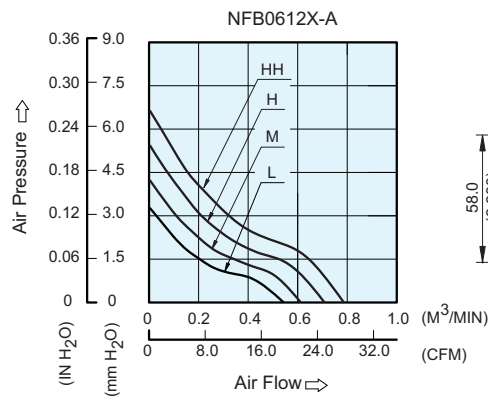
NFB 60 x 60 x 25.4 MM SERIES

DIMENSIONS DRAWING

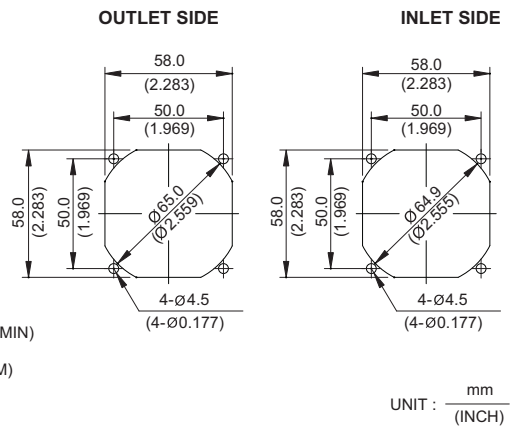


- * Bearing Type
Ball Bearings
- * Material
Impeller & Frame : Plastic (UL 94V-0)
- * Lead Wires :
UL 1430 AWG #26 OR Equivalent
Red Wire Positive (+)
Black Wire Negative (-)
- * Weight : 50g (1.76 oz)

P & Q CURVE (AT RATED VOLTAGE)



MOUNTING PANEL CUTOUT



MODEL			Rated Voltage	Operating Voltage Range	Rated Current	Rated Input Power	Speed	Maximum Air Flow		Maximum Air Pressure		Noise
PART NO.	REV	FUNCTION	VDC	VDC	Amp	Watt	R.P.M.	m³/min	CFM	mmH ₂ O	IN H ₂ O	dB-A
NFB0612L	-A	-R00 / -F00	12	5.5 to 13.8	0.07	0.84	3200	0.542	19.13	3.27	0.129	25.0
NFB0612M	-A	-R00 / -F00	12	5.5 to 13.8	0.09	1.08	3700	0.612	21.61	4.24	0.167	29.0
NFB0612H	-A	-R00 / -F00	12	5.5 to 13.8	0.11	1.32	4200	0.708	25.02	5.46	0.215	32.0
NFB0612HH	-A	-R00 / -F00	12	5.5 to 13.8	0.15	1.80	4700	0.787	27.79	6.66	0.262	36.0

- * Function type is optional.
- * The max. air flow and the speed are measured in free air ; max. air pressure is measured at zero air flow.
- * Noise is measured in anechoic chamber in free air, one meter from intake side.
- * All readings are typical values at rated voltage.
- * Specifications are subject to change without notice.